



Bass Lake Values Survey Summary Report

2019

Submitted to the Kahshe Lake Ratepayer's Association

Provided by Watersheds Canada and the Canadian Wildlife Federation

info@loveyourlake.ca www.loveyourlake.ca



CanadianWildlifeFederation.ca



Watersheds.ca



Table of Contents

Introduction	3
Results.....	3
Property Ownership.....	3
Recreation	3
Values Associated with Personal Enjoyment	4
Top Issues Facing Lake	5
Actions to Undertake to benefit Lake and Community.....	7
Perceived Water Quality Concerns	8
Shoreline Property Owner Interest in Stewardship Information and Activities.....	9
Discussion.....	10
Conclusion.....	10
Appendix A: Questions Asked in Values Survey	11

*Disclaimer: The collective data being reported on has been obtained from the values survey responses. In some cases, not all questions were fully answered which could have an impact on the results.

Introduction

As part of the Love Your Lake Shoreline Assessment program, a values survey was conducted to gauge the opinions of residents on Bass Lake about major concerns and important qualities of Bass Lake. This report summarizes the preliminary results of the survey which was distributed to 34 shoreline property owners or residents on Bass Lake, 4 of whom provided their responses. The results of each survey were compiled in an excel file which were then analyzed by Watersheds Canada and the Canadian Wildlife Federation in the form of tables and histograms. Conclusions were made based on trends among the responses, and identification of potential stewardship initiatives to help the Kahshe Lake Ratepayers' Association focus their stewardship efforts.

Results

Property Ownership

Of the 4 respondents to the values survey, 3 (75%) identified themselves as seasonal residents, and 1 (25%) identified themselves as permanent residents, as shown below.

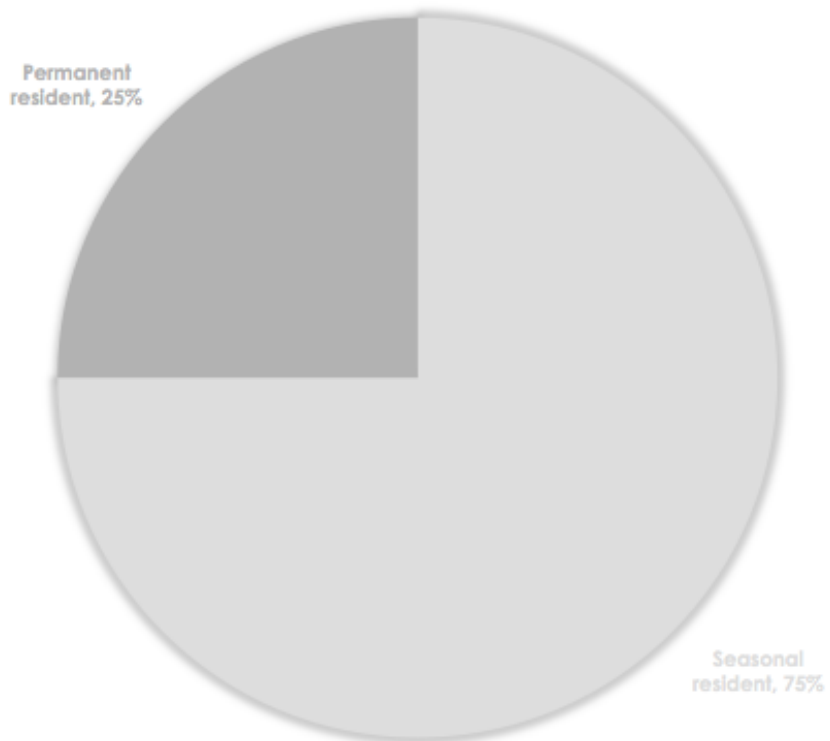
Of the 3 seasonal residents, 2 (66%) said they do not plan to become permanent residents, and 1 (33%) said they do plan to become permanent residents.

Time spent on Bass Lake varied from 1 year to as many as 57 years, with 28.75 years as the average number of years spent on the lake.

Recreation

The top three recreational activities identified by the 4 survey respondents included Canoeing or Kayaking, Swimming, and Power Boating. The least popular recreational activities included ATVing, Jet Skiing, Snowmobiling, Ice Fishing, Mountain Biking, Camping, Sailing, Hunting, Ice Skating, and Scuba Diving.

TYPES OF RESIDENTS BY TOTAL NUMBER OF SURVEY RESPONSES



In order of popularity from most to least popular, the number and percentage of shoreline property owners on Bass Lake that participate in recreational activities are summarized in Table 1 below.

Table 1. Top recreational activities enjoyed by residents on Bass Lake.

Recreational Activities:	# Respondents	% of Respondents
Swimming	4	100%
Power Boating	4	100%
Canoeing or Kayaking	4	100%
Snow Shoeing	3	75%
Socializing	3	75%
Cross-Country Skiing	2	50%
Hiking	2	50%
Fishing	2	50%
Nature Appreciation	2	50%
Wind Surfing	1	25%
Water Skiing/Wake Boarding	1	25%
ATVing	0	0%
Jet Skiing	0	0%
Snowmobiling	0	0%
Ice Fishing	0	0%
Mountain Biking	0	0%
Camping	0	0%
Hunting	0	0%
Ice Skating	0	0%
Scuba Diving	0	0%

Values Associated with Personal Enjoyment

The most important elements of Bass Lake, valued for their impact on personal enjoyment of the lake, included Water Quality, Scenery/View, and Dark Skies (No Light Pollution). Figure 1 shows the distribution of ranked values for each element, in order of the most valuable to least valuable element. The survey asked respondents to rate each activity from 1 to 5 with 5 being extremely important and 1 being not important.

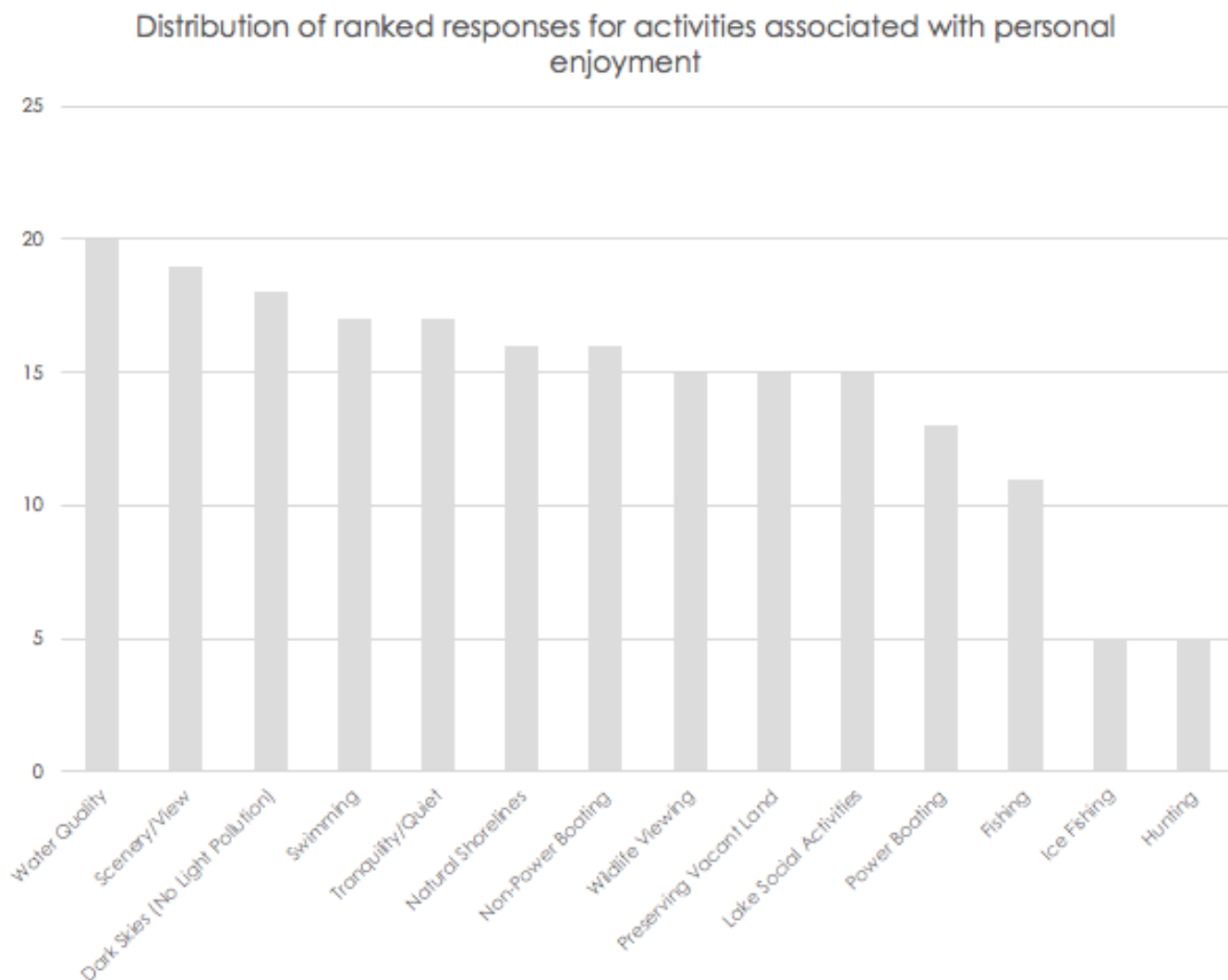


Figure 1. Distribution of Bass Lake shoreline property owner responses regarding elements affecting enjoyment of the lake.

Top Issues Facing Bass Lake

The most frequently identified issue facing Bass Lake provided by the 4 respondents was Water Quality, followed by Water Levels, Shoreline Development, and Faulty or Poorly Maintained Septics. Table 2 summarizes the number and percentage of respondents that identified each issue as a top concern. Figure 2 shows the distribution of shoreline property owner responses regarding the issues facing Bass Lake.

Table 2. Top issues facing Bass Lake in order of most popular to least popular.

Top Issues:	# Responses	% of Total	Rank
Water Levels	3	75%	1
Water Quality	3	75%	1
Shoreline Development	2	50%	2
Faulty or Poorly Maintained Septics	2	50%	2
Light Pollution	1	25%	3
Fish Populations	1	25%	3
Noise Pollution	1	25%	3
Wildlife	0	0%	4
Cottage Conversions to Permanent Homes	0	0%	4
Boating	0	0%	4

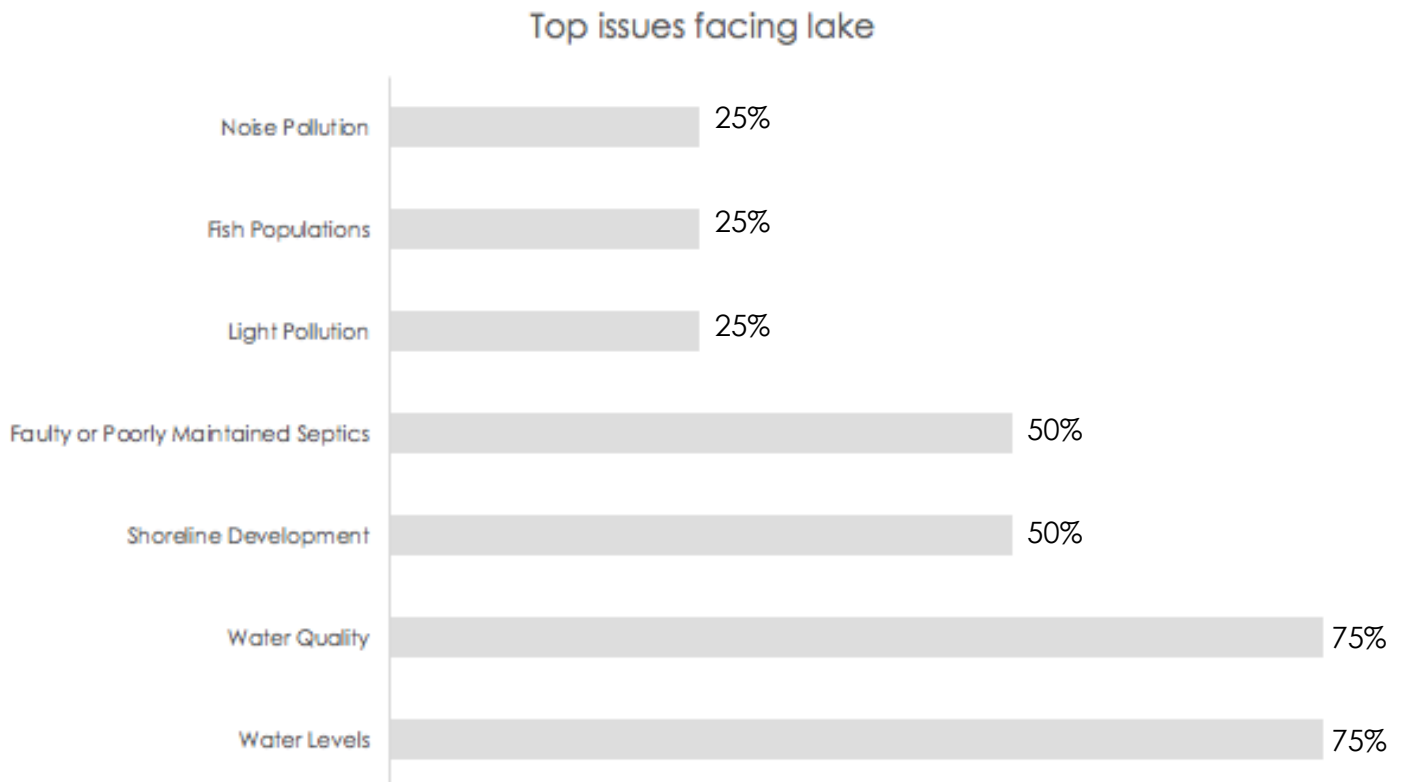


Figure 2. Distribution of shoreline property owner responses identifying the top issues faced by Bass Lake.

Actions to Undertake to benefit Bass Lake and the Community

The most frequently identified actions shoreline property owners on Bass Lake believe would benefit the lake and the community include:

- Undertake a lake management plan
- Engage in a septic re-inspection program
- Limit boat wakes near shore

Table 3 summarizes the number of times and percentage of responses that each action was identified as beneficial to the lake and the community.

Table 3. Actions to benefit Bass Lake and the community as identified by shoreline property owners.

Undertake Actions:	Responses:	% of Total:	Rank
Engage in a septic re-inspection program	2	50%	1
Undertake a lake management plan	2	50%	1
Limit boat wakes near shore	2	50%	1
Engage more property owners in lake activities	1	25%	2
Plant trees and shrubs along shore	1	25%	2
Stop mowing grass by the shoreline	1	25%	2
Undertake more water quality testing	1	25%	2
Create or enforce stricter rules for re-development (cottage conversions)	1	25%	2
Create or enforce stricter rules new development	1	25%	2
Other: "More supervision and bylaw enforcement at Bass Lake public beach"	1	25%	2
Provide education materials	0	0%	3
Improve communication	0	0%	3
Nothing	0	0%	3

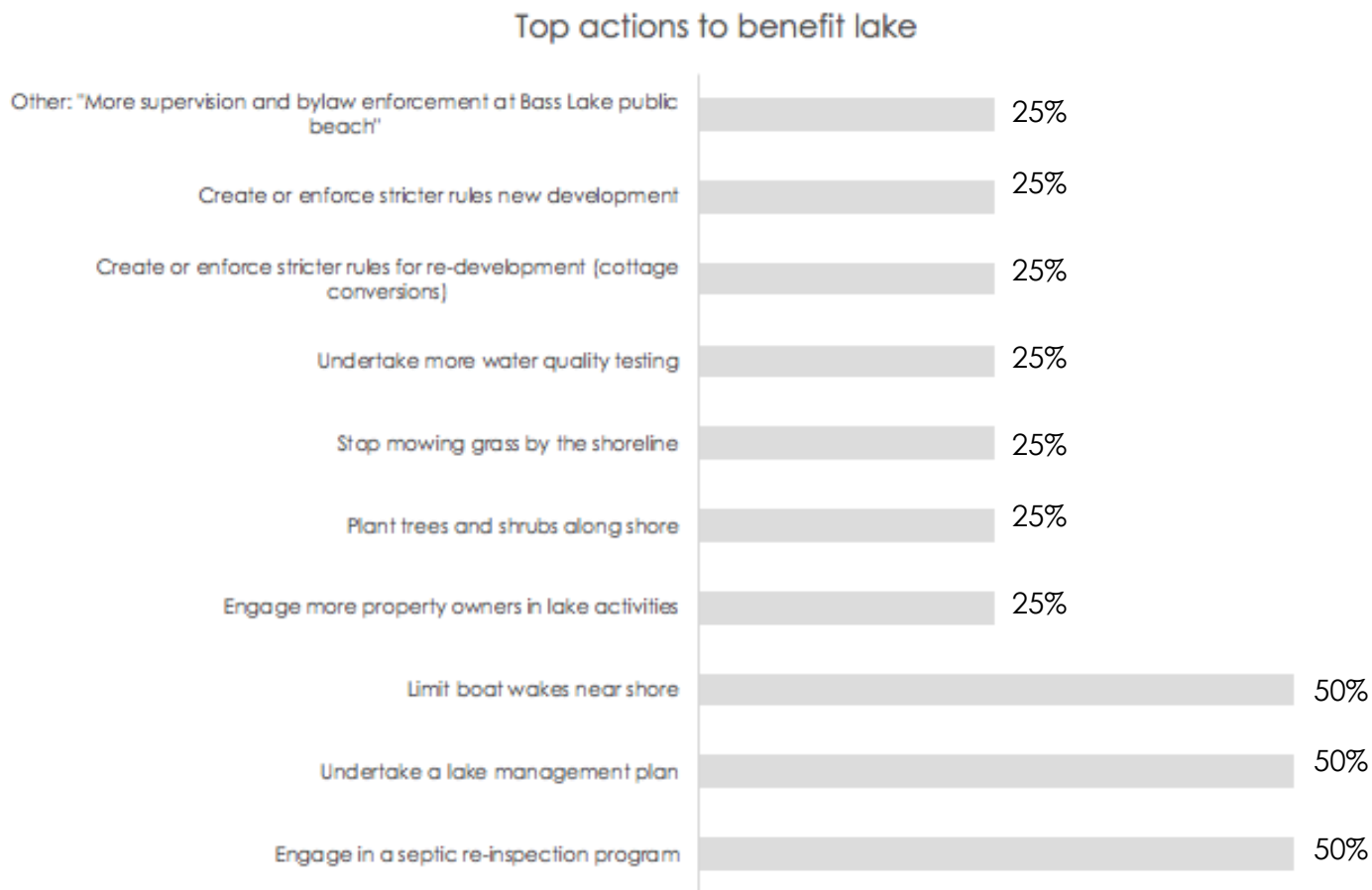


Figure 3. Ranking of top actions needed to benefit Bass Lake.

Perceived Water Quality Concerns

Of the 4 survey respondents, 3 (75%) perceive water quality to be good, and 1 (25%) perceive water quality to be poor.

The top concerns expressed about water quality were Algae/aquatic vegetation, Smell, Clarity, and Bacteria. Table 4 summarizes the number and percentage of responses identifying each water quality concern for Bass Lake. Figure 4 below shows the distribution of shoreline property owner responses regarding water quality concerns on Bass Lake.

Table 4. Top water quality concerns.

Water Quality Issues:	Responses:	Percentage	Rank
Algae/Aquatic Vegetation	4	100%	1
Smell	2	50%	2
Clarity	2	50%	2
Bacteria	2	50%	2
Pollution	1	25%	3
No Concerns	0	0%	4

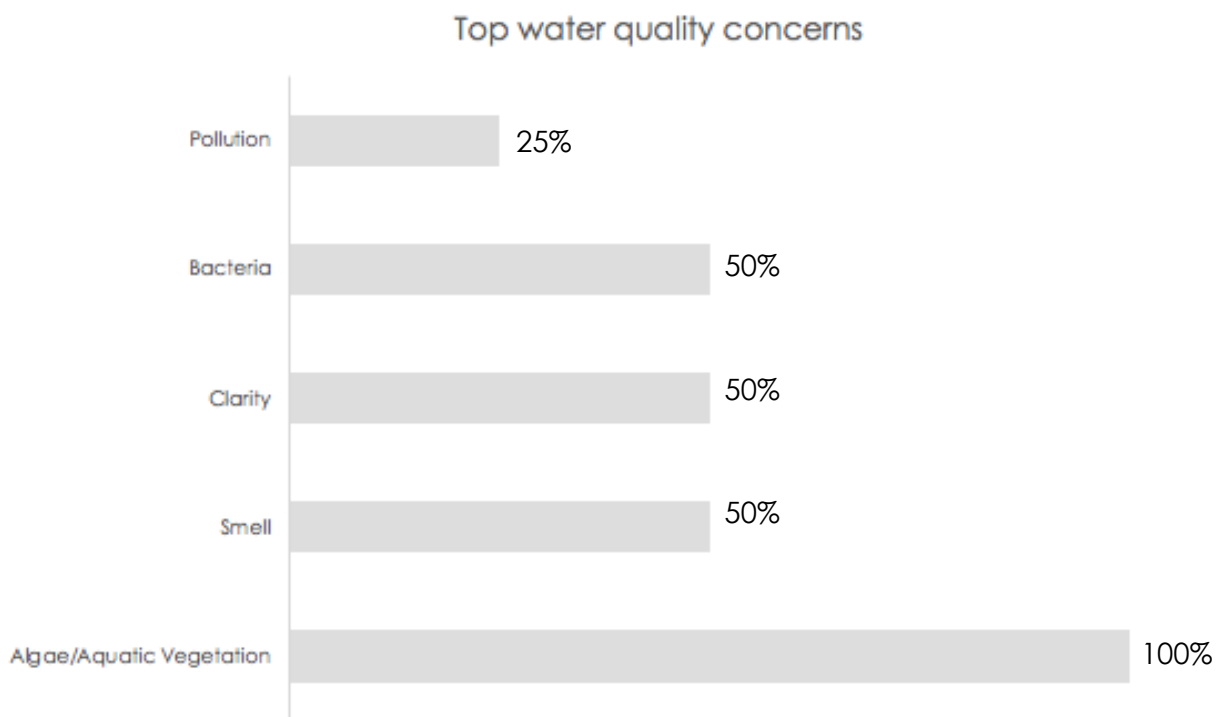


Figure 4. Ranking of top water quality concerns.

Shoreline Property Owner Interest in Stewardship Information and Activities

Of the 4 respondents, 3 (75%) said they were interested to learn more about their activities and how it affects water quality, wildlife habitat, and the overall health of the lake. When asked whether they would be interested in participating in stewardship activities around the lake, 1 respondent (25%) answered “yes”.

Discussion

On the completed surveys, Water Quality and Water Levels were the most important factors affecting the property owners' enjoyment of the lake with 3 (75%) respondents rating each as a top issue facing the lake and their lake use. As well, 100% of respondents placed Algae/aquatic vegetation as one of their top concerns regarding the health of Bass Lake.

When shoreline property owners were asked to identify the top actions that would benefit their lake, Engage in a septic re-inspection program, Undertake a lake management plan, and Limit boat wakes near shore were the most recommended. Kahshe Lake Ratepayers' Association may consider gathering more information on this as well as getting opinions from more residents on Bass Lake.

Residents rate Swimming, Power Boating, and Canoeing or Kayaking as the top activities on Bass Lake with 100% saying they participated in these lake activities. This result provides an opportunity to Kahshe Lake Ratepayers' Association for more stewardship initiatives by showing that the suitability of the environment for recreational activities could be jeopardized if current issues are not addressed.

When asked about overall water quality, residents seem to agree that they have good water quality. 3 respondents said the water quality was "good".

Conclusion

The main concern seems to be Algae/aquatic vegetation among lake residents. 75% of respondents rated Bass Lake as having good water quality. Other main concerns were Water Levels, and Water Quality.

On Bass Lake 75% of respondents are willing to learn more about how to help the health of the lake. There appears to be opportunity for planning and stewardship programs to help restore and preserve Bass Lake.

By working together with all interest groups and landowners in a coordinated effort, the protection of Bass Lake can be improved.

Appendix A: Questions Asked in Values Survey

1. Which of the following apply to you? (Check all that apply.)

- Permanent Resident
- Seasonal Resident
- Own Vacant Property
- Operate a Farm
- Operate a Business
- Other (please specify)

2. If you are a seasonal resident, do you plan on making this your permanent residence sometime in the future?

- Yes
- No
- Don't Know

3. How long have you or your family been on your lake?

- _____ Years

4. What types of recreational activity do you participate in at the lake? (Select as many as apply.)

- ATVing
- Cross-Country Skiing
- Hiking
- Jet Skiing
- Power Boating
- Snowmobiling
- Camping
- Fishing
- Ice Fishing
- Mountain Biking
- Sailing
- Snow Shoeing
- Wind Surfing
- Canoeing or Kayaking
- Hunting
- Ice Skating
- Nature Appreciation
- Scuba Diving
- Socializing
- Water Skiing/Wake Boarding

5. Please rate how the following 15 elements add to your personal enjoyment of your lake. Please circle only one number for each value.

Element	Not Important 1	2	3	4	Extremely Important 5	Don't Know
Water Quality	1	2	3	4	5	0
Natural Shorelines	1	2	3	4	5	0
Scenery/View	1	2	3	4	5	0
Wildlife Viewing	1	2	3	4	5	0
Dark Skies (No Light Pollution)	1	2	3	4	5	0
Tranquility/Quiet	1	2	3	4	5	0
Fishing	1	2	3	4	5	0
Ice Fishing	1	2	3	4	5	0
Preserving Vacant Land	1	2	3	4	5	0
Hunting	1	2	3	4	5	0
Swimming	1	2	3	4	5	0
Power Boating	1	2	3	4	5	0
Non-Power Boating	1	2	3	4	5	0
Lake Social Activities	1	2	3	4	5	0
Other (Please Identify)	1	2	3	4	5	0

6. What do you see as the top five issues facing your lake and your lake use?

- Water quality
- Water levels
- Declining fish populations
- Boating
- Cottage conversions to permanent homes
- Shoreline development
- Faulty or poorly maintained septics
- Noise pollution
- Light pollution
- Wildlife
- Other

7. Please identify the top three actions you believe should be undertaken to benefit your lake and lake community.

- Stop mowing grass by the shoreline
- Plant trees and shrubs along shore

- Limit boat wakes near shore
- Engage in a septic re-inspection program
- Provide education materials to property owners on a variety of subjects
- Undertake more water quality testing
- Create or enforce stricter rules for new development
- Create or enforce stricter rules for re-development (cottage conversions)
- Improve communication between land owners and lake association
- Engage more property owners in lake activities
- Undertake a lake management plan
- Nothing
- Other

8. In your opinion, describe your lake water quality.

- Excellent
- Good
- Poor
- Don't Know

9. What are your particular concerns with respect to water quality?

- Bacteria
- Smell
- Algae/Aquatic vegetation
- Clarity
- Pollution
- No Concerns
- Other

10. Are you interested in learning more about how your activities as a landowner can affect water quality, wildlife habitat, and the overall health of your lake?

- Yes
- No

11. Would you be interested in participating in stewardship projects/activities related to your lake?

- Yes
- No